

KS1 Home Learning - Year 1 and Year 2

17th January 2022

Please use the following to support home learning during this time – further document will be available for the duration of your isolation. To help us feedback to your child, please can you email all your work to:

Year1and2@fr.coastandvale.academy or **drop off** all your work at school if and when safe to do so. A member of staff will telephone to talk to your child about their learning. Please continue to check the website:

<https://www.friarage.org.uk/> and Facebook page www.facebook.com/friaragecpschool/ for all updates.

Mathematics.

In Year 1 we are ordering groups of objects leading on to ordering numbers
Show how many cherries each child has.



Teddy



Rosie



Dora



Who has the most?

Can you spot the biggest number?

See sheets below for ordering numbers.

Year 2.


Will be recognising and making equal groups.

Please complete the sheets below

Are the groups equal or not equal?



Writing



You can listen and watch the story here
<https://www.youtube.com/watch?v=Eu9mPX7DuLA>

Continuing our work from "What the lady bird heard"

We are innovating the story and thinking what the lady bird would hear if she was in a zoo. By changing the setting we need to think about all the wild animals you would find in a zoo and what noises they would make. Write a list of all the new noises and the animals that make them.

Year 2 could challenge themselves to add speech marks around the noise word
"Roar" said the Lion.

"Squawk" said the parrot.

If you have been sent a text, remember to log into your Read, Write Inc on-line lessons.

Reading

Practise reading your reading book each day. Are there any tricky words that you need to practise?

(Remember you can use Fred talk to help you to read difficult words)



Spelling

Practise spelling the green speedy words from your Read Write Inc book.

Other Online and Offline Activities

Phonics

Alphablocks

<https://www.bbc.co.uk/iplayer/group/p08h6t63>




National Literacy Trust Activities

<https://literacytrust.org.uk/family-zone/>

Theme: ICT –making pictograms
Access this useful game to make your own pictograms

<https://www.topmarks.co.uk/Search.aspx?q=pictogram>



Could you create your own pictogram to show favourite toys or ice creams flavours?



YOUTH
SPORT
TRUST

<https://www.youthsporttrust.org/resources/coronavirus-support/after-school-sport-club>

Have a try at these physical activities

Have a go at reading these Phonic books at home.

<https://home.oxfordowl.co.uk/>



[Internet Safety](#)

[Complete the task](#)

Science- Humans



This topic we will be exploring the effects of exercise on the human body. What happens when we exercise? Why do we need to do it? Can you do a different exercise everyday and write an exercise diary? You can find lots of different exercise routines on you tube. Try Zumba, yoga , hit, boxercise .What was your favourite exercise ?

Be Creative



Design your own zoo.
What Animals would you like in it?
What would they need?

Get Thinking.

Can you write an animal alphabet?

A = Antelope

B = Bat

C = Cat

D = ?

How many animals can you get?

Year 1
Maths - Ordering numbers

Order the numbers from smallest to greatest.

a) 12, 8, 15

--	--	--

b) 16, 18, 17

--	--	--

c) 20, 13, 9

--	--	--

d) 11, 19, 18

--	--	--

Order the numbers from greatest to smallest.

a) 16, 7, 13

--	--	--

b) 9, 12, 17

--	--	--

c) 9, 20, 19

--	--	--

d) 14, 17, 12


--	--	--

Year 1 Challenge

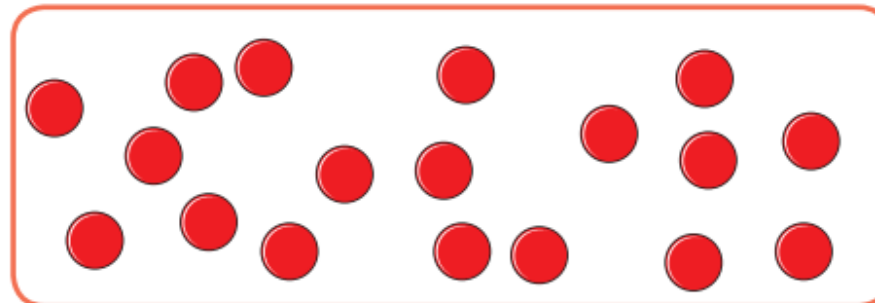
Count the red counters in both boxes and decide what number could go in the middle box.

Draw the missing counters.

smallest



greatest















Science Exercise diary.

Exercise is Important			
Name of exercise	What you do	How many times can you do it in a minute?	What happens to your body?

Science Quiz

Being Active

Think about what happens to your body when you are active. Tick the correct box to show what can happen to the body during exercise.

 Your cheeks might turn red.	 Your cheeks might turn blue.
 Your heart will beat slower.	 Your heart will beat faster.
 Your body may feel warmer.	 Your body may feel colder.
 Your skin might feel dry.	 You may sweat.
 You will not feel thirsty.	 You may need a drink.
 Your breathing will remain steady.	 Your breathing may become harder and faster.

Year 2 maths

Recognise equal groups

1 Complete the sentences.

a)



There are pairs with mittens
in each pair.

There are mittens altogether.

b)



There are groups with
counters in each group.

There are counters altogether.

White
Rose
Maths

2 Tick the unequal group.



3 Complete the equal groups and sentences.

a)



There are groups with in
each group.

b)



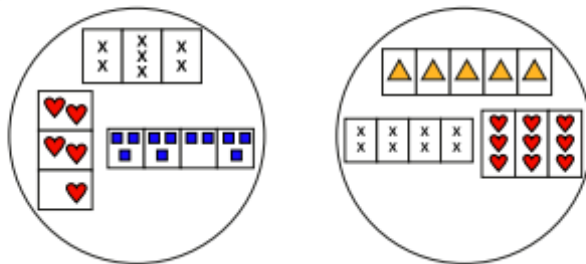
There are groups with in
each group.

c)



There are groups with in each group.

4 a) How has Annie sorted these groups?



b) Draw a line to show where this group belongs.



5 Match the sentences to the pictures.

There are 3 equal groups with 5 in each group.




There are 4 equal groups with 2 in each group.



There are 2 equal groups with 4 in each group.



6



I can see 5 equal groups of 2



Is Whitney correct? _____

Talk to a partner.



