



SEND REGISTER

CODE OF PRACTICE JAN 2015

A child or young person has SEN if they have a learning difficulty or disability which **calls for special educational provision to be made for him or her.**

A child of compulsory school age or a young person has a learning difficulty or disability if he or she:

- has a **significantly greater difficulty in learning** than the majority of others of the same age, or
- **has a disability which prevents or hinders him or her from making use of facilities of a kind generally provided for others** of the same age in mainstream schools or mainstream post-16 institutions







The Equality Act 2010 states that a disability is: 'a physical or mental impairment which has **long-term and substantial adverse effect** on their ability to carry out normal day to day activities'

FRIARAGE SEND INDICATORS

The following are indicators that a pupil may have a special educational need and/or disability. The pupil does not need to have a set number of indicators to be on the SEND register. They should be used as a guide to aid professional judgment.



Friarage SEND Indicators

<p>The CYP has additional and personalised provision in place to allow them to access school life and/or the National Curriculum.</p>  <p>Personalised</p>	<p>There needs fit into at least one of the 4 main areas of need: cognition and learning; communication and interaction; social emotional and mental health; and sensory and physical.</p>  <p>Areas of Need</p>
<p>The provision is long term.</p>  <p>Long Term</p>	<p>They struggle to access learning even with support in place.</p>  <p>Support</p>
<p>They have a disability which prevents them from accessing any aspect of school life.</p>  <p>Disability</p>	<p>They are making slow or no progress from their starting points.</p>  <p>No Progress</p>